

تم تحميل هذا الملف من موقع المناهج الكويتية



Mariam Alrujaib

الملف Food Yummy 6 Unit

[موقع المناهج](#) ← [ملفات الكويت التعليمية](#) ← [الصف الأول](#) ← [لغة انجليزية](#) ← [الفصل الثاني](#)

روابط مواقع التواصل الاجتماعي بحسب الصف الأول



روابط مواد الصف الأول على تلغرام

[الرياضيات](#)

[اللغة الانجليزية](#)

[اللغة العربية](#)

[التربية الاسلامية](#)

المزيد من الملفات بحسب الصف الأول والمادة لغة انجليزية في الفصل الثاني

<a href="#">مذكرة (english with fun)</a>	1
<a href="#">خطة المنهج للغة الانكليزية</a>	2
<a href="#">مذكرة مدرسة نفيسة بنت حسن</a>	3
<a href="#">تعليم الحروف</a>	4
<a href="#">مذكرة مدرسة عبدالله بن رواحة</a>	5



# The smart way to learn English with teacher

موقع  
المنهج الكويتية  
almanahj.com/kw



“MARIAM ALRUJAIB”



Grade 1



“Unit 6”




Done by :T.Mariam Alrujaib

# Unit 6 "Yummy Food"

Read the sentences and tick (✓) or (x)

المناهج الكويتية  
almanahj.com/kw

1- It is a corn.



2- I have a basket .



3- I like pizza.



# Unit 6 "Yummy Food"

Ask and answer:

1-


Can I have *a chocolate*, please?



Yes, here you are.

2-

Can I have *an orange*, please?



Sorry, we *don't* have.

# Unit 6 "Yummy Food"


Read and complete:

1- Can I have *a* ....., please?



Yes, here you are.

2- Can I have *an* ....., please?



Sorry, we *don't* have.

# Unit 6 "Yummy Food"

i + t = it

1-

k it

2-

p it

3-

f it

# Unit 6 "Yummy Food"

Read and complete the pattern:

it

sit

موقع  
المنهج الكويتية  
almanahj.com/kw

# Unit 6 "Yummy Food"

A) Circle the odd one out:

موقع  
المنهج الكويتية  
almanahj.com/kw

map

fit

nap

B) Circle the odd one out:

can

kit

pit

# Unit 6 "Yummy Food"

Read and complete:

1- Hamad has brown .....



2- She can .....



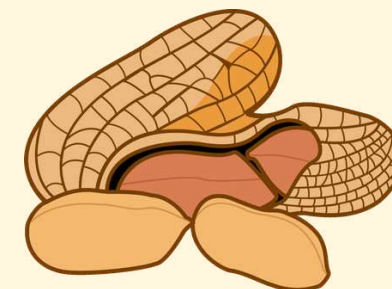


# Unit 6 "Yummy Food"

Match sentences to pictures:

1-Noura likes to eat sandwich.

2-Peanuts are salty.

3-Apples are sweet.



# Unit 6 "Yummy Food"

Trace and copy:

16 17 18 19 20

16 17 18 19 20

16  
17  
18  
19  
20

# Unit 6 "Yummy Food"

Write the missing numbers:

1- المناهج الكويتية - 1  
almanahj.com/kw

11

13

15

2-

17

18

20

3-

15

17



19

# Unit 6 "Yummy Food"

Choose what do you like to eat?



موقع  
المنهج الكويتية  
almanahj.com.kw



Done by :T.Mariam Alrujaib

# Unit 6 "Yummy Food"

Ask and answer:

1-

What do you like to eat?


موقع  
المنهج الكويتية  
almanahj.com/kw

I like to eat carrot.

2-

What does he like to eat?

He likes to eat pizza.



# Unit 6 "Yummy Food"

Read and complete:

1- I like to eat .....

موقع  
المنهج الكويتية  
almanahj.com/kw

I don't like to eat .....

2- She likes to eat .....

She doesn't like to drink .....



Done by :T.Mariam Alrujaib

# Unit 6 "Yummy Food"


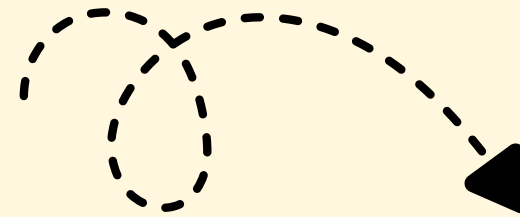

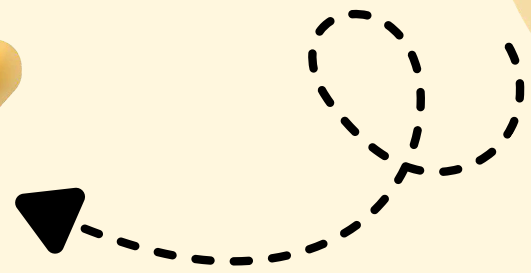
a+m=am

- 1- j am
- 2- y am
- 3- t am

# Unit 6 "Yummy Food"

Read and complete the pattern:

موقع  
المنهج الكويتية  
almanahj.com/kw



# Unit 6 "Yummy Food"

A) Circle the odd one out:

موقع  
المنهج الكويتية  
almanahj.com/kw

yam

fit

kit

B) Circle the odd one out:

jam




clap

tam

# Unit 6 "Yummy Food"



Write the initials to find the secret word:



Handwriting practice lines consisting of four horizontal lines: a top red line, two middle blue lines, and a bottom red line.

Handwriting practice lines consisting of four horizontal lines: a top red line, two middle blue lines, and a bottom red line.

Handwriting practice lines consisting of four horizontal lines: a top red line, two middle blue lines, and a bottom red line.



Handwriting practice lines consisting of four horizontal lines: a top red line, two middle blue lines, and a bottom red line.

# Unit 6 "Yummy Food"



Copy the following:

1-

1  
2  
3  
4  
*an ice-cream*

موقع  
المنهج الكويتية  
almanahj.com/kw

1  
2  
3  
4

2-

1  
2  
3  
4  
*He buys food.*

1  
2  
3  
4

# Unit 6 "Yummy Food"

Write the missing words to complete the sentence:

1-

1  
2  
3  
4  
It is a **b**.....

موقع  
المنهج الكويتية  
almanahj.com/kw



2-

1  
2  
3  
4  
Reem eats **c**.....



3-

1  
2  
3  
4  
I like **j**.....





4-


1  
2  
3  
4  
She can **s**.....



# Unit 6 "Yummy Food"



## "WORD LIST"



No	word	part of speech	Lesson
1	picnic	noun	1
2	sandwich	noun	1
3	yummy	adjective	1
4	food	noun	1
5	basket	noun	1
6	juice	noun	2
7	chocolate	noun	2
8	cheese	noun	2
9	milk	noun	2
10	kit	noun	3
11	pit	noun	3
12	fit	verb	3
13	salty	adjective	4
14	like	verb	4
15	sweet	adjective	4
16	buy	verb	4
17	eat	verb	4
18	peanut	noun	4
19	hungry	adjective	6
20	pizza	noun	6
21	burger	noun	6
22	carrot	noun	7
23	tam	noun	8
24	yam	noun	8
25	slowly	adverb	9
26	cold	adjective	9
27	ice cream	noun	9

